

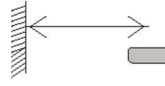
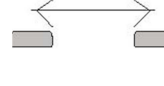


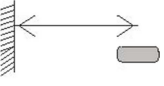
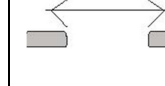


Photometric Data SPACING TABLES

Corridor		1 Lux floor luminosity				Open Areas	0.5 Lux floor luminosity			
MODEL	Height (metre)					MODEL				
GR-1938/4P	2.0	3.00	6.90	3.00	7.00	GR-1938/4P	3.40	8.00	3.50	8.40
	2.5	3.40	7.90	3.10	7.70		3.90	9.10	3.80	9.30
	2.7	3.50	8.30	3.20	8.00		4.10	9.60	4.00	9.70
	3.0	3.70	8.80	3.40	8.30		4.40	10.20	4.10	10.20
	3.5	4.00	9.60	3.60	8.90		4.80	11.20	4.40	10.90
	4	4.30	10.30	3.80	9.50		5.10	12.10	4.70	11.50
	4.5	4.40	10.90	3.90	9.90		5.40	12.90	4.90	12.20
	5	4.60	11.50	4.00	10.30		5.70	13.70	5.10	12.70
	6	4.70	12.40	4.10	11.00		6.20	15.00	5.50	13.70
	7	4.60	13.00	4.10	11.40		6.50	16.20	5.70	14.60
	8	4.30	13.40	3.80	11.60		6.70	17.20	5.80	15.30
	9	3.60	13.40	3.20	11.70		6.70	17.90	5.80	15.80
	10	3.00	13.20	3.00	11.60		6.60	18.50	5.80	16.20
	10.5	-	-	-	-		6.40	18.70	5.70	16.30
	12.5						5.30	19.00	4.70	16.60
14.5					3.00	18.50	3.00	16.30		
15					-	-	-	-		