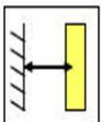
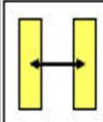
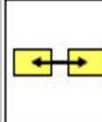
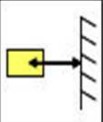


**EMERGENCY SPOT LIGHT FOR OPEN AREAS**

MODEL	Height (metre)				
GR-291:	2,00	x	x	12,00	5,20
Minimum <b>0,5</b> Lux floor luminosity	2,50	x	x	13,90	5,90
90min autonomy	2,70	x	x	14,50	6,20
self-testing	3,00	x	x	15,40	6,60
non-maintained	3,50	x	x	16,90	7,10
270lm	4,00	x	x	18,10	7,40
IP40	4,50	x	x	19,30	7,60
BSI Certified	5,00	x	x	20,30	7,60
	5,50	x	x	21,00	7,20
	6,00	x	x	21,40	6,80